

# BOARD OF COUNTY COMMISSIONERS STUDY SESSION AGENDA

Wednesday, February 3, 2021 | 9:00 a.m.



- 
1. General Discussion.
  2. Receive monthly planning update from Teresa Reeves.
  3. Strategic project planning discussion for 2021-2023 special bridge with Matthew Oehlert. (requests 1 hour)
  4. Receive comments from David Luke with KCAMP related to the county's insurance coverage. 11:00 a.m.
  5. Discuss security cameras and equipment for administration and courthouse with Sheriff Frank Kelly.
  6. Update on SPARK funding with Shane Krull.

# MIAMI COUNTY

## STAFF REQUEST FOR STUDY SESSION ONLY

Print Form

<b>SUBMITTED BY:</b> Matthew Oehlert	<b>REQUESTED MEETING DATE:</b> Wednesday, February 3, 2021
<b>DEPARTMENT:</b> Road and Bridge	<b>REQUESTED MEETING:</b> <input checked="" type="checkbox"/> <b>STUDY SESSION</b>
<b>CONTACT INFORMATION:</b> moehlert@miamicountyks.org	<b>PROJECT / REFERENCE NUMBER:</b> N/A

**STUDY AGENDA SUBJECT:**  
2021-2023 Special Bridge Project Planning Discussion

**STUDY AGENDA SUBJECT BACKGROUND / DESCRIPTION:**  
Request 1 hour for study session  
  
Discussion on 2021 through 2023 Special Bridge Strategic Project Planning

**REQUESTED ACTION / STAFF RECOMMENDATION:**  
Study session to discuss Special Bridge strategic project planning for 2021 through 2023

**BUDGET IMPACT:**

<b>BUDGET AUTHORITY:</b> \$	<b>REMAINING BUDGET ALLOCATION:</b> \$	
<b>FUND / LINE ITEM:</b> ###-###-####	<b>FUNDS BUDGETED:</b> <input type="checkbox"/> YES <input type="checkbox"/> NO	<b>CAPITAL PROJECT:</b> <input type="checkbox"/> YES <input type="checkbox"/> NO

**Matthew Oehlert**

Digitally signed by Matthew Oehlert  
Date: 2021.01.21 09:35:17 -06'00'

1/21/2021

SUBMITTER'S SIGNATURE:

DATE:

FISCAL REVIEW

*Steve Gorman*  
SIGNATURE:

*1/28/2021*  
DATE:

Comments:

LEGAL REVIEW

SIGNATURE:

DATE:

Comments:

ADMINISTRATOR REVIEW

*Steve M. A.*  
SIGNATURE:

*1-28-21*  
DATE:

Comments:

COUNTY CLERK'S OFFICE USE

Commission Action Taken:

Accepted

Denied

Postponed

Acknowledged

Date Action Taken:

Required Follow-up Date:

Publication Required:

Submitted to Publication By:

Yes

No

NPG Account Number:

# Culvert

## Structure Type

- CMP
- Concrete Slab
- Other
- RCR

## Culvert #841: Lonestar Road s/o K68 (Steel Stringer)

Construction will be completed in 2021



Structure Span	Structure Width	Deck Condition	Superstructure Condition	Substructure Condition	Culvert/Pipe Condition	Channel Condition
13	24	6	4	7	N/A	7

**Inspection Notes:**

12" Steel Stringers heavily corroded, I-beam webs corroded out. Infall pooled-no scour, flat channel, pallet panel restriction. WW ends erosion. Outfall drops, no scour, long pool, flat channel. Suggest additional structural evaluation. Beams 2 and 12 failed and beams 1 and 13 are imminent to fail.

## Culvert #2616: 327<sup>th</sup> Street w/o Switzer (Reinforced Concrete Slab)




Structure Span	Structure Width	Deck Condition	Superstructure Condition	Substructure Condition	Culvert/Pipe Condition	Channel Condition
12.1	20.5	5	3	1	N/A	3

**Inspection Notes:**

West abutment failed. Scour caused west abutment to collapse tipping out of plain. Loss of load path 100%. Concrete sheared and broken at moment areas. Channel alignment migrating towards west abutment. Vertical banks with heavy erosion.

## Culvert #249: 231<sup>st</sup> Street e/o Mission (Concrete Slab)



Structure Span	Structure Width	Deck Condition	Superstructure Condition	Substructure Condition	Culvert/Pipe Condition	Channel Condition
10	24	6	6	3	N/A	6

**Inspection Notes:**

Northeast masonry wing is collapsed into channel, east masonry abutment has extensive crushing, first layer of stone has failed on east abutment.

## Culvert #1926: Block Road s/o 351<sup>st</sup> Street (Steel Stringer)




Structure Span	Structure Width	Deck Condition	Superstructure Condition	Substructure Condition	Culvert/Pipe Condition	Channel Condition
10	20	6	6	3	N/A	6

### Inspection Notes:

Severe deterioration, abutments are failing.

## Culvert #1208: Plum Creek Road n/o 311<sup>th</sup> Street (Concrete Slab)




Structure Span	Structure Width	Deck Condition	Superstructure Condition	Substructure Condition	Culvert/Pipe Condition	Channel Condition
12	18	6	6	3	N/A	3

**Inspection Notes:**

Deck is separated from the south abutment has pushed 3 inches. Major scour under both abutments and all wings.

## Culvert #1750: 335<sup>th</sup> Street w/o Switzer (Concrete Slab)



Structure Span	Structure Width	Deck Condition	Superstructure Condition	Substructure Condition	Culvert/Pipe Condition	Channel Condition
13	24	4	3	0	N/A	4

### Inspection Notes:

Structure has failed.

## FAS 270- Hospital Drive 0.33 w Hedge Lane (Guardrail)



**Inspection Notes:**

Guardrail outdated. Upgrade to crash worthy guardrail.

## Bridge 1-F.2-399<sup>th</sup> Street east of Crescent Hill (Reinforced Concrete Slab)



Structure Span	Structure Width	Deck Condition	Superstructure Condition	Substructure Condition	Culvert/Pipe Condition	Channel Condition
16.1	17.7	4	4	5	N/A	5

### Inspection Notes:

Deck: Covered by gravel. Superstructure: Several shallow spalls with exposed rebar along soffit at edges of both spans. Substructure: Helper bent in span 1 in generally good condition with light surface rust. Concrete pier has large spalled area at SW corner. Channel: Flow north to south. Debris accumulation at pier. 1' drop at upstream and downstream floor.

## Bridge 12-C.2- 311<sup>th</sup> Street east of Pressonville Road (Concrete Girder)



Structure Span	Structure Width	Deck Condition	Superstructure Condition	Substructure Condition	Culvert/Pipe Condition	Channel Condition
30.8	16.3	4	4	4	N/A	4

### Inspection Notes:

Superstructure: Large spalled area with exposed rusting rebar on top flange between beam 1 & 2. Beam 1 has hairline longitudinal cracking on stem. Substructure: Northwest wing breaking away from west abutment. No wing at SW corner. Channel: Flow north to south. Angle of attack at NW wing. 2'-2.5' of exposed abutment footing at both abutments.

## Bridge 21-D.1-239<sup>th</sup> Street west of Bethel Church Road (Steel Girder)




Structure Span	Structure Width	Deck Condition	Superstructure Condition	Substructure Condition	Culvert/Pipe Condition	Channel Condition
25.5	16	7	5	5	N/A	6

### Inspection Notes:

Deck: Corrugation in good shape. Superstructure: Surface corrosion throughout with minor section loss at ends. Substructure: Concrete in good condition. Masonry with minor mortar loss in east abutment. Southwest masonry wing bulging. Toe-wall repair at west abutment not undermined. Channel: Stream is migrating westward, flowing into south corner of west abutment. Rocky bottom & vegetated banks. Fencing hanging on south side of bridge has minor drift accumulations.

## Culvert #714: Pleasant Valley Road s/o 271<sup>st</sup> Street (CMP)



Structure Span	Structure Width	Deck Condition	Superstructure Condition	Substructure Condition	Culvert/Pipe Condition	Channel Condition
1.25	0	N/A	N/A	N/A	4	N/A

### Inspection Notes:

Hole in Road.

## Culvert #7: 215<sup>th</sup> Street e/o Sunflower (CMP)



Structure Span	Structure Width	Deck Condition	Superstructure Condition	Substructure Condition	Culvert/Pipe Condition	Channel Condition
6	40	N/A	N/A	N/A	4	6

### Inspection Notes:

54" X 72" Squash CMP. Haunches rusted out. Middle section bottom plate substantially peeled up. Partial infall channel restriction. Appears some structural integrity left; attention needed soon.

## Culvert #632: 263<sup>rd</sup> Street e/o Indianapolis (RCB)





Structure Span	Structure Width	Deck Condition	Superstructure Condition	Substructure Condition	Culvert/Pipe Condition	Channel Condition
3	24	N/A	N/A	N/A	4	4

**Inspection Notes:**

With 4' apron-wingwalls. Outfall 3-4' drop to rubble riprap and pool. 2-3' back scour, apron-wingwall joint deterioration, end erosion. Infall minor restriction.

## Culvert #396: Harmony e/o Tontzville (CMP)




Structure Span	Structure Width	Deck Condition	Superstructure Condition	Substructure Condition	Culvert/Pipe Condition	Channel Condition
3	50	N/A	N/A	N/A	4	6

**Inspection Notes:**

Outfall tube crown slight damage, end section completely displaced. Infall end section distorted and displaced.

## Culvert #161: Quivira Road s/o 223<sup>rd</sup> Street (CMP)



Structure Span	Structure Width	Deck Condition	Superstructure Condition	Substructure Condition	Culvert/Pipe Condition	Channel Condition
2	28	N/A	N/A	N/A	4	6

### Inspection Notes:

Upstream pipe end sectioning showing considerable bottom of pipe deterioration.

## Culvert #1362: 319<sup>th</sup> Street e/o Bethel Church (CMP)



Structure Span	Structure Width	Deck Condition	Superstructure Condition	Substructure Condition	Culvert/Pipe Condition	Channel Condition
6	46	N/A	N/A	N/a	4	6

### Inspection Notes:


W/HWs. Infall 6' concrete apron, deteriorating at cmp interface. Invert heavily corroded. Outfall 1' drop to concrete headwall bottom, back annular space 4'+.1' drop to rocky pool. Outfall HW broken/fallen away from cmp, side erosion cmp & HW progressing road.

# MIAMI COUNTY STAFF REQUEST FOR COMMISSION ACTION

<b>SUBMITTED BY:</b> Frank Kelly	<b>REQUESTED MEETING DATE:</b> Feb 3 2021
<b>DEPARTMENT:</b> Sheriff's Office	<b>REQUESTED MEETING:</b> <input checked="" type="checkbox"/> STUDY SESSION <input checked="" type="checkbox"/> REGULAR MEETING
<b>CONTACT INFORMATION:</b> Sheriff Frank Kelly	<b>PROJECT / REFERENCE NUMBER:</b>

<b>AGENDA ITEM / SUBJECT:</b> 26 Security Cameras and Equipment for Administration Building and Courthouse
<b>ITEM BACKGROUND / DESCRIPTION:</b> Installation of 26 Security Cameras in the Administration Building and Courthouse
<b>REQUESTED ACTION / STAFF RECOMMENDATION:</b>

<b>BUDGET IMPACT:</b>		
<b>BUDGET AUTHORITY:</b> \$	<b>REMAINING BUDGET ALLOCATION:</b> \$	
<b>FUND / LINE ITEM:</b> ###-###-####	<b>FUNDS BUDGETED:</b> <input checked="" type="checkbox"/> YES <input type="checkbox"/> NO	<b>CAPITAL PROJECT:</b> <input type="checkbox"/> YES <input type="checkbox"/> NO



SUBMITTER'S SIGNATURE:

01-27-2021

DATE:

FISCAL REVIEW

*Steve Lyman*  
SIGNATURE:

*1/27/2021*  
DATE:

Comments:

LEGAL REVIEW

SIGNATURE:

DATE:

Comments:

ADMINISTRATOR REVIEW

*Sharon Hill*  
SIGNATURE:

*1-27-21*  
DATE:

Comments:

COUNTY CLERK'S OFFICE USE

Commission Action Taken:

Accepted

Denied

Postponed

Acknowledged

Date Action Taken:

Required Follow-up Date:

Publication Required:

Submitted to Publication By:

Yes

No

NPG Account Number:

Mail Distribution Required:

Mailed By:

Yes

No



**ACCURATECONTROLS, INC.**  
SECURITY AUTOMATION SYSTEMS

420 E. Oshkosh Street  
Ripon, WI 54971  
Phone: 920.748.6603  
FAX: 920.748.9397

<b>Quotation #</b>	200305MC
--------------------	----------

<b>Sold To:</b> Bryce Thomas Miami County Detention Center 209 South Pearl Street Paola, KS 66071 Phone: 913-731-0919 Fax: 0 Email: Bryce Thomas	<b>Date:</b> 3/5/2020 <b>Quoted By:</b> Lynn Priebe
---	--

**Description:**  
The facility is requesting that 26 IP cameras, 9 decoders, 9 monitors be added from the administration building to the existing system at the Detention Center. Other inclusions will be adding the camera icons to the security control screens, adding the cameras/license to the Bosch Management Server. The facility and/or electrical will be responsible for pulling cat 6 wire and/or conduit back and connecting to facility network. The facility and/or electrical will be responsible for adding Cat 6 wire/conduit and installing 4 square back boxes 3.5" deep for each camera. The facility or local electrician will be responsible to install one RJ45 connector and one Cat6 termination on punch down blocks provided by Accurate Controls. An Accurate Control technician will go to site to for one week to add programming changes and test. Every camera added does subtract from current storage retention space.

**Exceptions**  
All work to be completed on 1st shift, Monday thru Friday 7:00 am - 4:30 pm. excluding weekends and federally observed holidays. Some work may require the disruption of normal operations. No sales tax or overtime wages are included in this quotation. Please allow 10 to 12 weeks for completion of this work once a signed copy of this quotation or purchase order is returned to Accurate Controls.

Parts Description:	Quantity:	Unit Price:	Amount:
NIN-63013-A3S Flexidome Cameras	26	\$827.52	\$21,515.52
RJ45 connects & Cat 6 5 ft cables	26	\$9.75	\$253.50
MBV-XCHAN-75 Camera/Decoder licenses	35	\$142.17	\$4,975.95
VJD-7513 High Performance Video Decoder	9	\$1,952.07	\$17,568.63
42" monitors	9	\$2,157.96	\$19,421.64
HP Work Station Z4G4 3WE02UT#aba	1	\$2,286.00	\$2,286.00
MBV-XWST-75 Workstation license	1	\$306.75	\$306.75
24" Monitor	1	\$493.50	\$493.50
Patch Panel	1	\$200.70	\$200.70
0	0	\$0.00	\$0.00
0	0	\$0.00	\$0.00
0	0	\$0.00	\$0.00
0	0	\$0.00	\$0.00
0	0	\$0.00	\$0.00
0	0	\$0.00	\$0.00
			\$67,022.19

<b>Shipping &amp; Handling:</b>	\$2,010.67
---------------------------------	------------

Labor Description:	Hours:	Unit Price:	Amount:
Field Technician	40	\$137.00	\$5,480.00
Programming	12	\$180.00	\$2,160.00
Project Management	9	\$106.00	\$954.00
Engineering	23	\$180.00	\$4,140.00
CAD	7	\$106.00	\$742.00
Manufacturing / Testing	0	\$94.00	\$-
Testing Certification/Training	0	\$137.00	\$-
			\$13,476.00

Subcontract Services:	Subcontractor:	Amount:
	0	
Subcontractor materials		\$-
Subcontractor labor		\$-
		\$-

<b>Travel &amp; Per Diem:</b>	\$3,616.60
<b>Total Quotation:</b>	\$86,125.46

<b>Warranty:</b>	1 year
------------------	--------

Accurate Controls, Inc. shall guarantee equipment to be free from defects during the warranty period. We shall send replacement parts for defective equipment in a timely fashion after diagnosis by our service department and receipt of a signed quotation or purchase order. If it is determined that the equipment to be replaced is defective, no invoice will be sent. ACI does not warranty equipment that is damaged due to negligence, acts of God or vandalism.

Respectfully:

*Lynn Priebe*

Customer Service Representative  
lpriebe@accuratecontrols.com

*Thank you for your business!*

Please accept this signature as an approval of this quotation and an authorization to proceed.


PO#: \_\_\_\_\_

Date: \_\_\_\_\_

\_\_\_\_\_  
Authorized Signature

\_\_\_\_\_  
Print Name

\_\_\_\_\_  
Title



Decker Electric, Inc.  
4500 W. Harry Street  
Wichita, Kansas 67209  
(316) 265-8182

March 12, 2020

---

## Miami County Admin & Court House Camera Install Proposal

---

Decker Electric, Inc. proposes to furnish all labor and materials required for the above project. The scope of our proposal is outlined below.

### GENERAL ITEMS INCLUDED:

- 1 Mobilization and 1 Demobilization
- Hotel & Per Diem
- All work is to be performed during normal Decker Electric, Inc. hours of 7am to 3:30pm Monday through Friday with the exception of company sponsored holidays unless specifically noted otherwise below.

### ADMINISTRATIVE BUILDING SPECIFIC ITEMS INCLUDED:

- Install (1) Cat6 cable for (14) cameras to IT closet on the basement level.
- Install (1) Cat6 cable for (9) monitors to IT closet on the basement level.
- Install (2) Cat6 cable for (2) camera in the Commission Chambers
- Install cameras and monitors. Locations to be verified by facility. Rough drawing is attached.
- (1) 4" concrete core drill one first floor South entrance.
- Install power receptacle near location of each monitor. Decker to pull power from nearest existing receptacle.
- Provide and install (9) mounts for the monitors. Location of mounts and monitors to be determined by customer.
- Camera terminations
- Programming and testing of cameras and monitors

### ADMINISTRATIVE BUILDING SPECIFIC ITEMS NOT INCLUDED:

- Patch panels provided by others.
- Back box cut into concrete/brick walls.
- Cameras and monitors provided by others.
- Additional camera and monitor work other than specified above
- Background checks and any additional building access requirements
- No Bond
- Sales Tax

### COURT HOUSE BUILDING SPECIFIC ITEMS INCLUDED:

- **Basement:**
  - Provide and install (4) cameras at customer identified locations
  - Provide and install (4) Cat6 cables; (1) to each camera location
- **1<sup>st</sup> Floor**
  - Provide and install (3) camera on exterior location
  - Provide and install (3) Cat6 cables; (1) to each location
- **2<sup>nd</sup> Floor:**
  - Provide and install (3) cameras at customer identified locations
  - Provide and install (3) Cat6 cables: (1) to each location
- **3<sup>rd</sup> Floor:**

- Provide and install (1) camera at customer identified location
- Provide and install (1) Cat6 cable to camera location

**COURT HOUSE BUILDING SPECIFIC ITEMS NOT INCLUDED:**

- Core Drilling
- Concrete cutting
- Network equipment or NVR
- Added Storage
- Stucco Patching or Painting
- Programming
- Sales Tax
- No Bond
- No Background checks or any additional building access requirements

**TERMS AND CONDITIONS:**

- This proposal is valid for 30 calendar days.
- This proposal has been prepared in accordance with the provided project schedule. If a schedule is not provided, Decker Electric, Inc.'s Proposal is valid with a mutually agreeable schedule (including durations and logic). If the schedule is delayed or extended by the action or inaction of the owner, contractor or other subcontractors, Decker Electric, Inc. reserves the right to submit requests for additional time and/or compensation due to such delays.
- Payments shall be due and payable thirty (30) days from date of invoice.
- Customer agrees to pay all taxes and other charges, including but not limited to state and local sales and excise taxes unless specifically noted otherwise above.
- Decker Electric, Inc. shall not be liable for any damage or penalty for delays or failure to perform work due to force majeure.
- Decker Electric, Inc. shall not be responsible for the testing, removal or disposal of any hazardous materials.

**BASE BID PROPOSAL - \$27,845.00**

If you have any questions, please feel free to contact me call at any time.  
Thank you for your interest and consideration of Decker Electric, Inc.

Sincerely,  
DECKER ELECTRIC, INC.